







Sheet Metal Take Off

for

12'W x 20'L x 8'H 2-Sided Classic Carport - 2-Sided 4.5'OC

Quantity	Description	Picture
10	10'0" (120") Roof Panel	
12	9'2" (110") Eave Side Panel	
1	Butyl Tape, 35ft roll	
4	J-Trim 10.5ft	
1	1" Painted Panel Screw for ROOF, 250pc bag	
1	1" Painted Panel Screw for WALL, 250pc bag	
	GABLE END TRIM OPTIONS BELOW	

73	OPTION 1: Vinyl Trim, in feet	
4	OPTION 2: 2"x2" Angle Trim 10.5ft	